

Hitouch⁵

HN18-54HT

395-415W

MONO PERC

Bifacial Module

21.25%

Maximum Efficiency

15 YEARS

Product Warranty



Higher Power Output

Higher module conversion efficiency benefit from bigger wafer and half-cell structure.

MBB technology enhances current collection with lower series resistance.



Excellent Temperature Coefficient

Lower operating temperature and temperature coefficient increases the power output.



Long-Term Reliability

Module certified to withstand extreme wind (2400 Pascal) and snow loads (5400 Pascal).

Excellent anti-PID performance to guarantee a better sustainability in harsh environment.

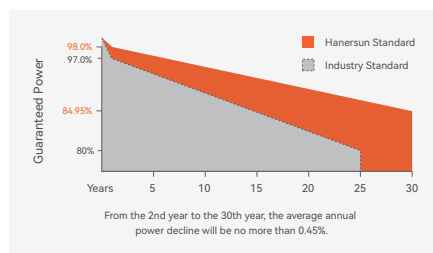


Lower Hot Spot and Crack Risk

Reduce hot-spot risk with optimized electrical design and lower operating current.

Reduce crack risk by MBB solar cell design.

Power Warranty



15-year product warranty



30-year linear power output warranty

Comprehensive Certificates

IEC 61215-1:2016, IEC 61215-1-1:2016
IEC 61215-2:2016, IEC 61730-1:2016
IEC 61730-2:2016



About Hanersun

Hanersun is a world-leading energy technology company, with a business scope from the R&D and intelligent manufacturing of solar modules, energy storage products, to comprehensive energy solutions.

Electrical Characteristics

Module Type	HN18-54HT395W		HN18-54HT400W		HN18-54HT405W		HN18-54HT410W		HN18-54HT415W	
	STC	NMOT	STC	NMOT	STC	NMOT	STC	NMOT	STC	NMOT
Maximum Power (Pmax)	395	290	400	295	405	298	410	302	415	307
Maximum Power Voltage (Vmp)	30.63	28.58	30.82	28.78	31.02	28.98	31.22	29.18	31.43	29.28
Maximum Power Current (Imp)	12.90	10.18	12.94	10.25	13.00	10.28	13.06	10.35	13.21	10.50
Open-circuit Voltage (Voc)	36.74	34.29	36.94	34.49	37.14	34.69	37.34	34.89	37.55	35.10
Short-circuit Current (Isc)	13.55	10.65	13.60	10.70	13.65	10.75	13.70	10.80	13.85	11.16
Module Efficiency(%)	20.23%		20.48%		20.74%		20.99%		21.25%	

STC: Irradiance 1000W/m², Cell Temperature 25°C, Air Mass AM1.5.
*Measuring tolerance: 0 ~ +5W

NMOT: Irradiance at 800W/m², Ambient Temperature 20°C, Wind Speed 1m/s.

Electrical Characteristics with 10% Solar Irradiation Ratio

Module Type	HN18-54HT395W	HN18-54HT400W	HN18-54HT405W	HN18-54HT410W	HN18-54HT415W
Maximum Power (Pmax)	435	440	445	450	455
Maximum Power Voltage (Vmp)	30.62	30.82	31.02	31.22	31.43
Maximum Power Current (Imp)	14.20	14.27	14.34	14.44	14.48
Open-circuit Voltage (Voc)	36.74	36.94	37.14	37.34	37.55
Short-circuit Current (Isc)	14.95	15.00	15.05	15.10	15.18

Mechanical Parameters

Solar Cells	Monocrystalline (182mm)
Module Dimensions	1722*1134*30mm
Glass	2mm-2mm
Frame	Anodized Aluminium Alloy
Output Cable	4.0mm ² , 300/300mm

No. of Cells	108 [2 x (9 x 6)]
Weight	24.5kg
Encapsulant Material	EVA/POE
J-Box	IP68
Connector	MC4 Compatible

Temperature Ratings

NMOT (Nominal operating cell temperature)	45°C(±2°C)
Temperature Coefficient of Pmax	-0.350%/°C
Temperature Coefficient of Voc	-0.275%/°C
Temperature Coefficient of Isc	+0.045%/°C

(Do not connect Fuse in Combiner Box with two or more strings in parallel connection)

Operating Parameters

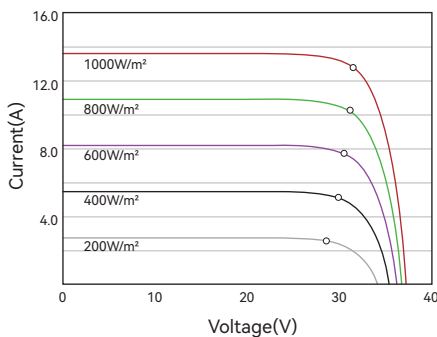
Operational Temperature	-40°C~+85°C
Maximum System Voltage	1500V DC (IEC)
Maximum Series Fuse Rating	30A
Bifacility	75%-80%

Packaging

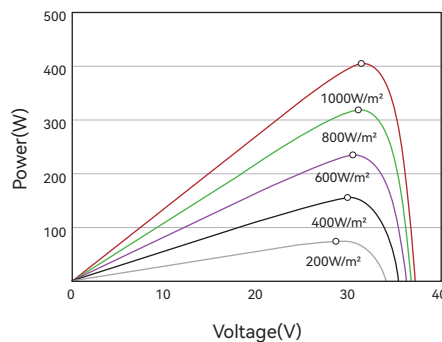
Pcs per Pallet: 36

Pcs per 40' HC: 936

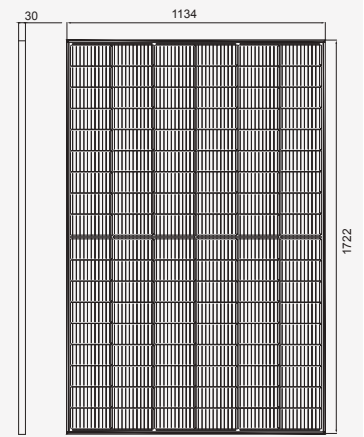
I-V Curves of PV Module (405W)



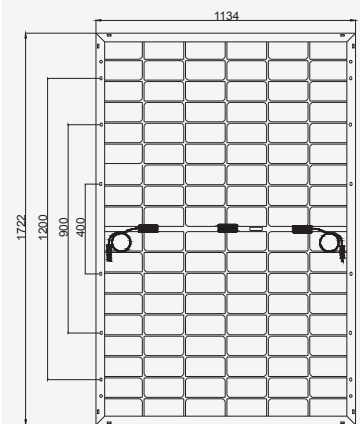
P-V Curves of PV Module (405W)



Dimensions (Unit: mm)



Front View



Back View